




THE INSTITUTE  
OF LEGACY  
MANAGEMENT

# Monthly Market Update

**Friday 22<sup>nd</sup> March 2024**






THE INSTITUTE  
OF LEGACY  
MANAGEMENT

**The slides and video  
will be shared  
afterwards**

**You don't need to take notes**



# Today's agenda



**Good News - A look at the data**

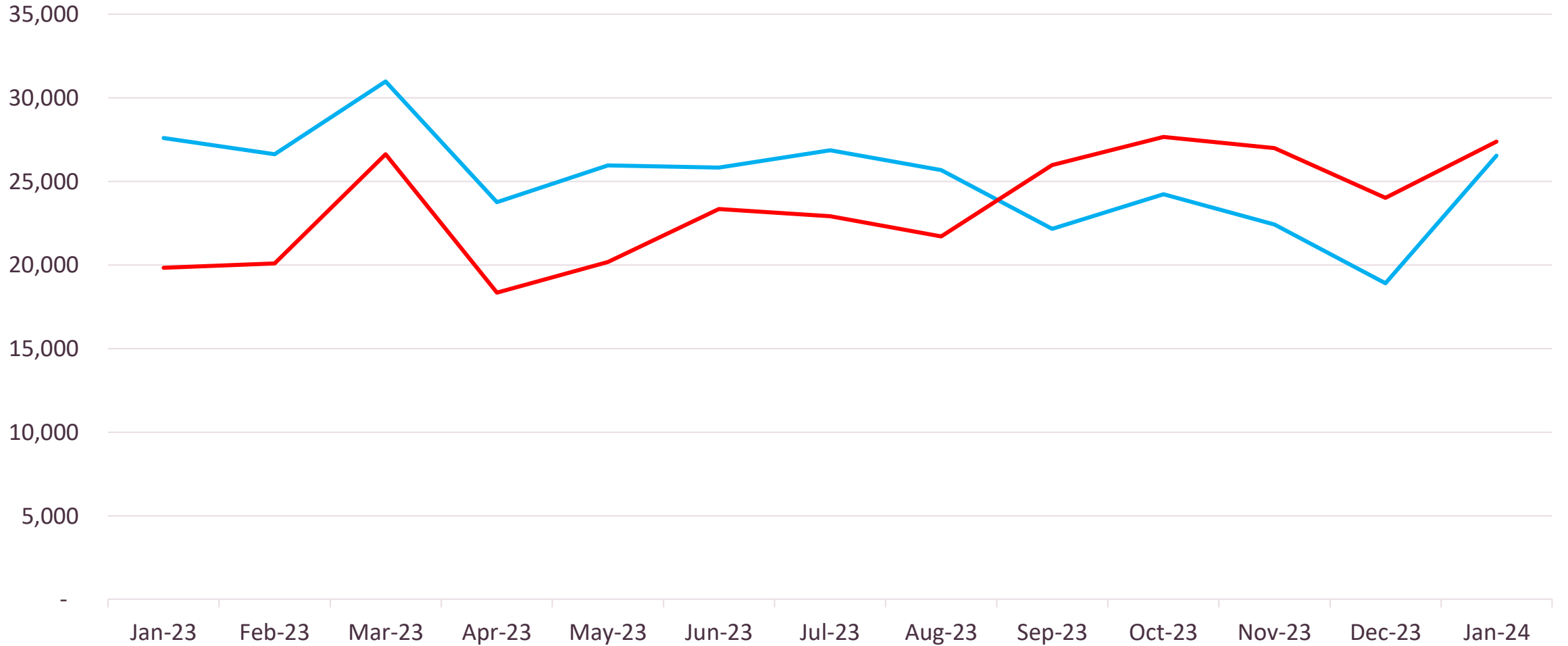


**More good news – Commitments from HMCTS**



**ILM's Dave Hawes talking about the evidence session**

# Monthly Applications vs Grants Issued



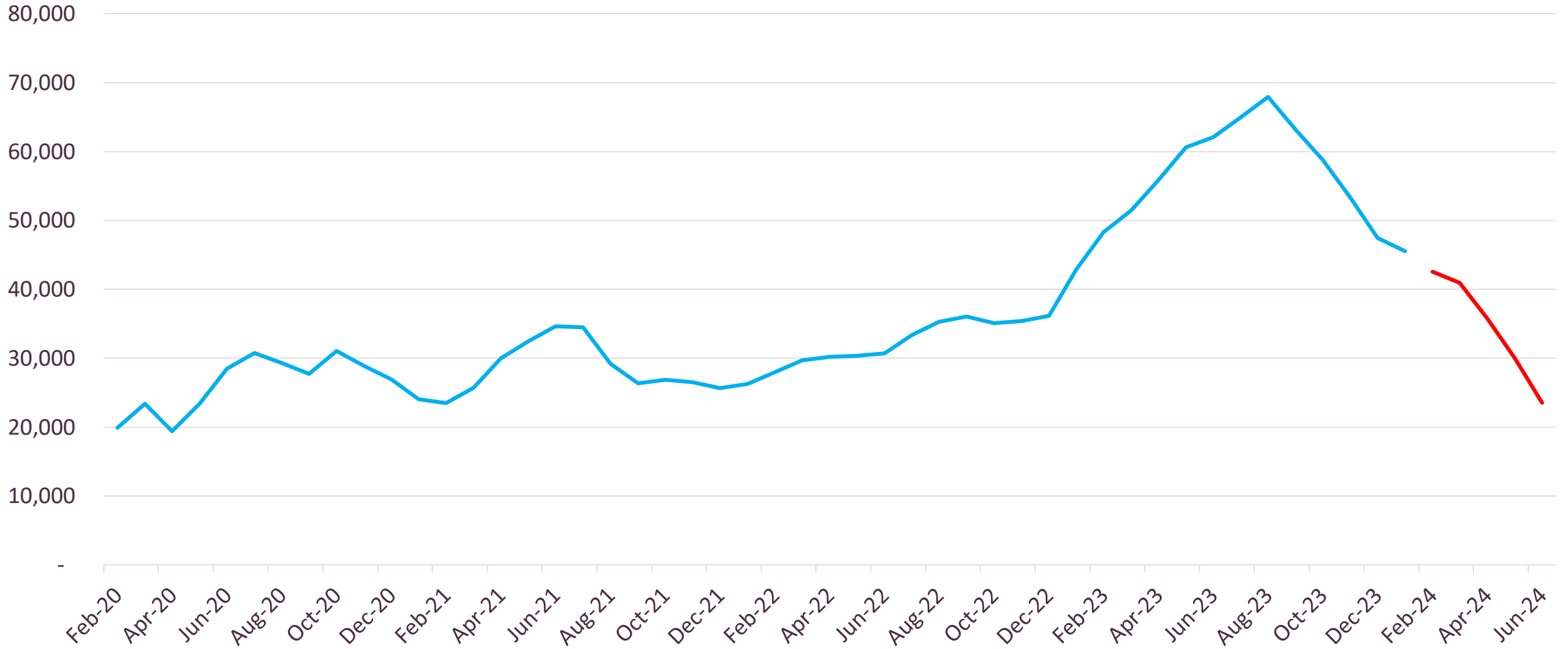
— Total Grant Applications

— Total Grants Issued



THE INSTITUTE  
OF LEGACY  
MANAGEMENT

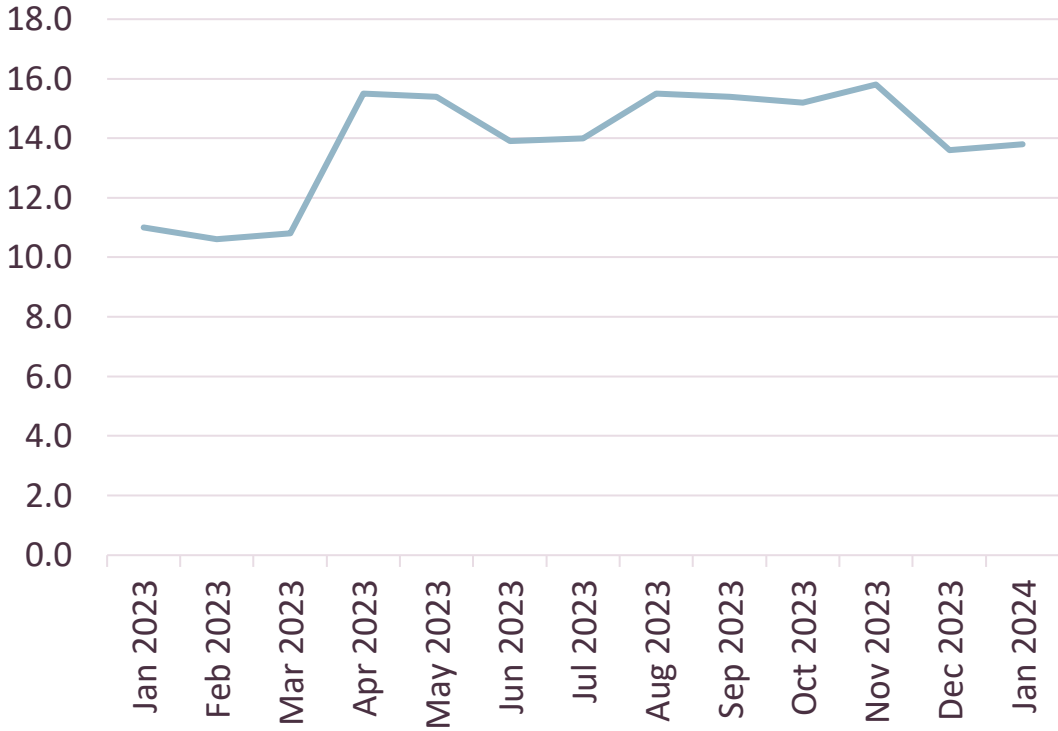
# HMCTS Backlog



THE INSTITUTE  
OF LEGACY  
MANAGEMENT

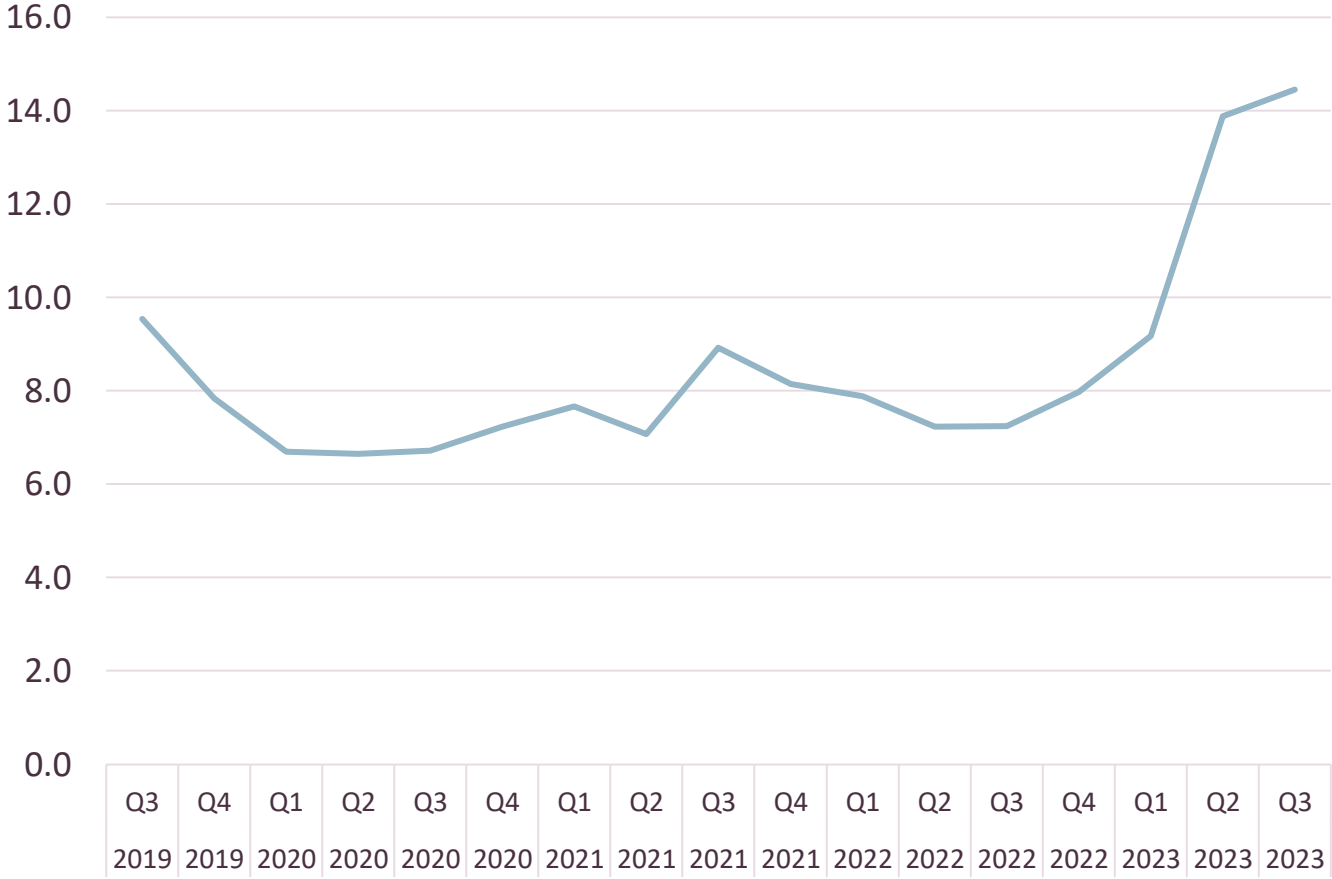
— Backlog — HMCTS Forecast

# Timeliness - Submission to Grant issue for all Probate applications (Digital and Paper)



— Timeliness - Submission to Grant issue for all Probate applications (Digital and Paper)

# Application submission to grant issue:



— Application submission to grant issue Mean weeks 6.8 8.0 7.6 :



When looking at the data it is important to note that not all applications result in a grant. This table shows that there is a natural attrition of about 4%. The shortfall is over and above that natural attrition.

Year	Deaths*	Deaths to Application for a Grant	Applications for a Grant	Shortfall in Applications vs 45.7%	Grants Issued	Deaths to Grants Issued	Applications where Grant Issued	Expected Grants Issued	Shortfall in Grants Issued	Backlog
2012	559,426	45.5%	254,599	1,059	243,642	43.6%	95.7%	244,415	773	773
2013	584,989	46.5%	272,111	-4,771	260,969	44.6%	95.9%	261,227	258	1,031
2014	555,688	45.8%	254,602	-653	247,298	44.5%	97.1%	244,418	-2,880	-1,849
2015	601,503	47.4%	285,135	-10,248	276,420	46.0%	96.9%	273,730	-2,690	-4,540
2016	589,562	44.3%	261,251	8,179	253,347	43.0%	97.0%	250,801	-2,546	-7,086
2017	601,412	47.6%	286,371	-11,526	260,660	43.3%	91.0%	274,916	14,256	7,170
2018	628,377	42.8%	269,074	18,094	264,227	42.0%	98.2%	258,311	-5,916	1,254
2019	589,408	45.7%	269,343	16	237,719	40.3%	88.3%	258,569	20,850	22,105
2020	659,827	41.5%	273,507	28,034	256,862	38.9%	93.9%	262,567	5,705	27,809
2021	671,583	42.1%	283,047	23,866	273,474	40.7%	96.6%	271,725	-1,749	26,060
2022	638,628	45.8%	292,303	-450	269,815	42.2%	92.3%	280,611	10,796	36,856
2023	681,014	44.3%	301,935	9,288	277,746	40.8%	92.0%	289,858	12,112	48,968
2024	656,000	45.0%	295,200	0	260,000	39.6%	88.1%	283,392	23,392	72,360
2024	656,000	45.0%	295,200	0	283,392	43.2%	96.0%	283,392	0	48,968
2024	656,000	45.0%	295,200	0	316,800	48.3%	107.3%	283,392	-33,408	15,560

\* Deaths are applied with 8 month lag to reflect average lag from death to probate.

# What does this mean for notifications?

320,000 Grants in 2024 means 48,000 charitable wills containing approximately 140,000 gifts to charity.





# What else have we got from HMCTS?

HMCTS are now publishing more data about probate

We now have permission to share their forecasting with you

We are trying to get them to provide executors with information about what you need.



THE INSTITUTE  
OF LEGACY  
MANAGEMENT

Statistical data set

## HMCTS management information - January 2024

The management information we use to understand workload volumes and timeliness at a national level.

From: [HM Courts & Tribunals Service](#)

Published 14 March 2024

These documents provide the latest management information on workload and timeliness for the period from January 2023 to January 2024 for our criminal, civil and family courts, and tribunals.



### [HMCTS management information \(accessible version\) - January 2023 to January 2024](#)

CSV, 6.78 KB

[View online](#)



### [HMCTS management information - January 2023 to January 2024](#)

ODS, 30.5 KB

This file is in an [OpenDocument](#) format

This file may not be suitable for users of assistive technology.

▶ [Request an accessible format.](#)

Alongside this release, there are additional tables which provide further information about the Probate Service and Crown Court sitting days.



### [Probate service](#)

MS Excel Spreadsheet, 27.9 KB

This file may not be suitable for users of assistive technology.

▶ [Request an accessible format.](#)

#### Related content

Collection

[HMCTS management information](#)

# Now over to Dave...

You can read the background to our adventures in Parliament here:

[Probate Update | Institute Of Legacy Management](#)

# Thank you all...

And have a lovely weekend!